



Francesco Di Maria – Laboratorio LAR⁵
Dipartimento di Ingegneria
Università di Perugia
e.mail: francesco.dimaria@unipg.it



Energy recovery from heat produced during aerobic treatment of organic waste through exploitation by micro organic Rankine cycle (ORC).

C.Micale, F. Di Maria
LAR laboratory-Dipartimento di Ingegneria
University of Perugia, Italy.

LIFE12 ENV IT 000411



Athens 2014 – 2° INTERNATIONAL CONFERENCE

on Sustainable Solid Waste Management ,12-14 June. 1



Francesco Di Maria – Laboratorio LAR⁵
Dipartimento di Ingegneria
Università di Perugia
e.mail: francesco.dimaria@unipg.it



Introduction (1): EU directive and organic waste

The Waste Hierarchy



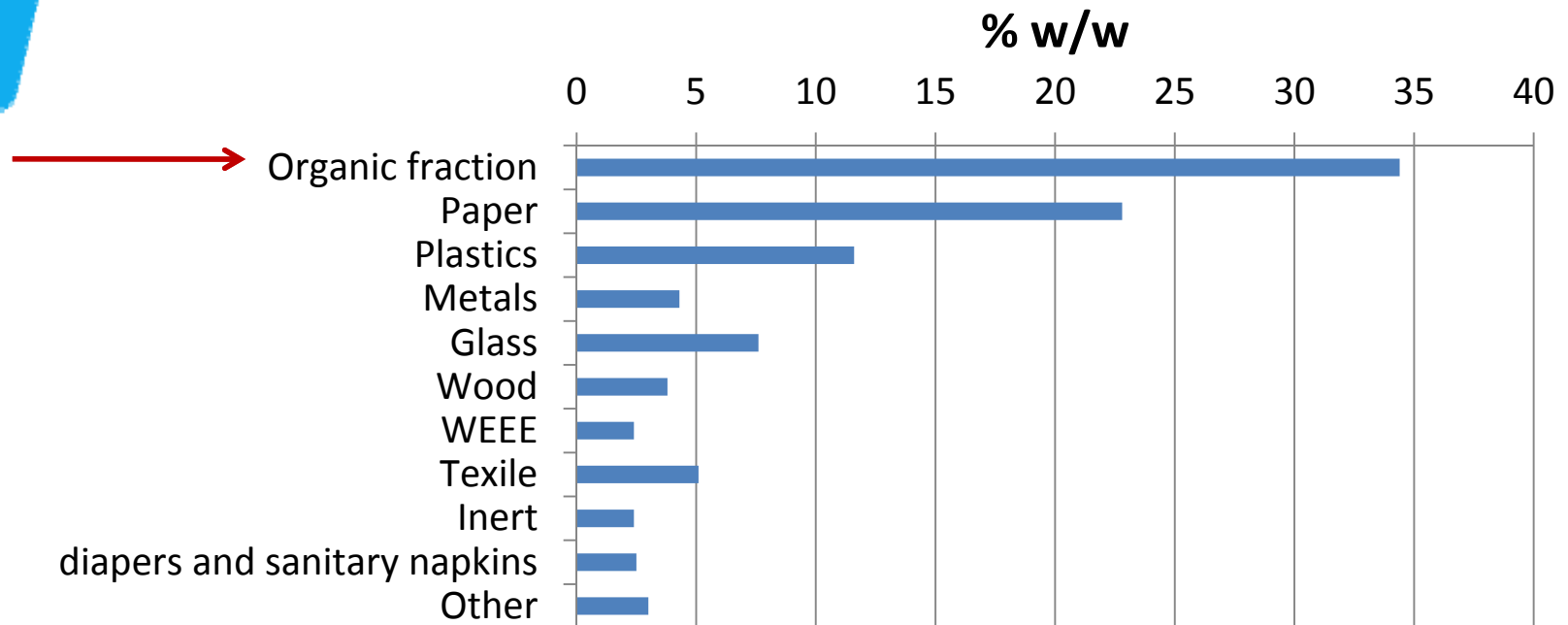
- Directive of Council on landfills (1999/31/EC) to gradually reduce the transfer of organic waste to landfill sites.
 - Directive of Council on organic waste recycling (Framework Directive 75/442/EEC on waste).
- Directive of Council on fertilizers quality parameters (2003/2003/EC).



Francesco Di Maria – Laboratorio LAR⁵
Dipartimento di Ingegneria
Università di Perugia
e.mail: francesco.dimaria@unipg.it



Introduction (2): average waste composition in Italy



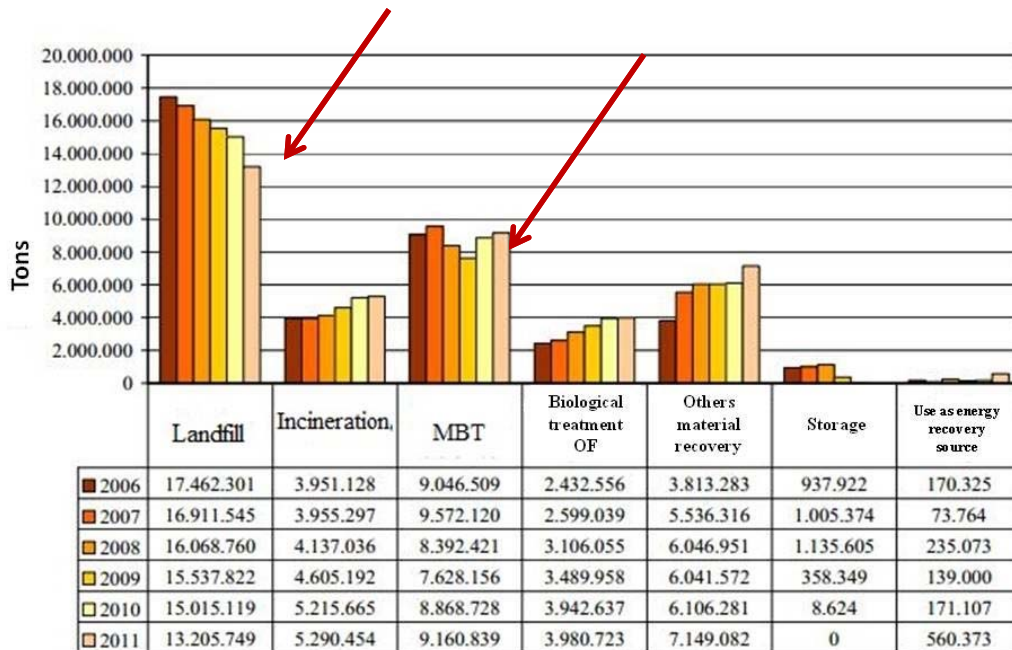
Source:ISPRA 2012



Francesco Di Maria – Laboratorio LAR⁵
 Dipartimento di Ingegneria
 Università di Perugia
 e.mail: francesco.dimaria@unipg.it



Introduction (3): waste treatment scenario in Italy



Source:ISPRA 2012

Organic Waste Fraction inside Residual Municipal Solid Waste (ROF)

• Mechanical Biological Treatment (MBT) before final disposal



- Stabilization
- Pollutant emissions reduction
- Landfill volumes reduction



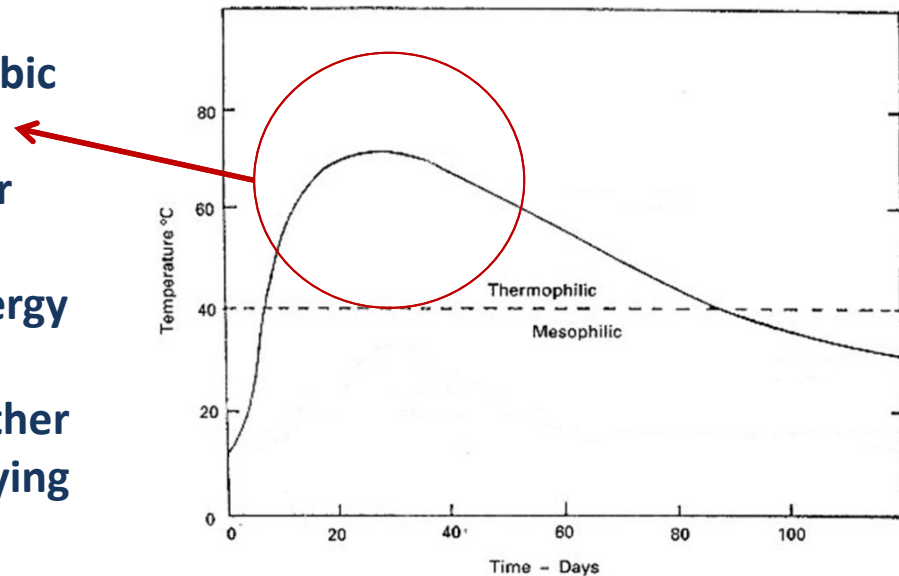
Francesco Di Maria – Laboratorio LAR⁵
Dipartimento di Ingegneria
Università di Perugia
e.mail: francesco.dimaria@unipg.it



Introduction (4): aerobic treatment and low thermal renewable energy recovery

AEROBIC BIOLOGICAL STABILIZATION

- Heat production from biological aerobic activity :
17,000-18,000 kJ/kg of Organic Matter
- Available renewable low thermal energy
- Possibility of recovering further renewable electrical energy by employing Organic Rankine Cycle





Francesco Di Maria – Laboratorio LAR⁵
Dipartimento di Ingegneria
Università di Perugia
e.mail: francesco.dimaria@unipg.it



Summary:

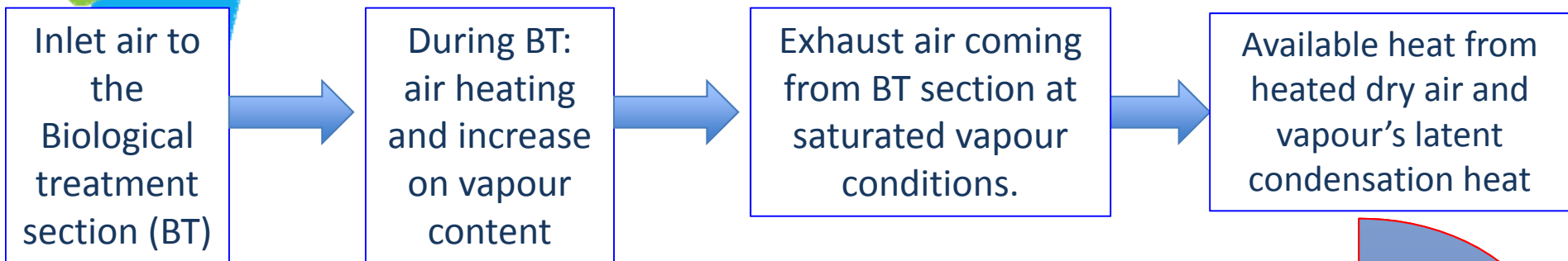
- The case study
- Biological treatment section: experimental analysis
- ORC model
- Economic model
- Main results
- Conclusions



Francesco Di Maria – Laboratorio LAR⁵
Dipartimento di Ingegneria
Università di Perugia
e.mail: francesco.dimaria@unipg.it



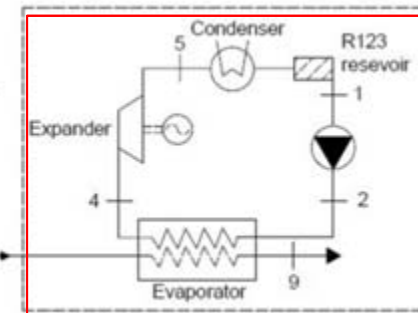
The case study (1): description of the proposed system



Aerobic treatment section



ORC section



Exploitation of exhaust air in an **Organic Rankine Cycle** for the production of renewable electrical energy

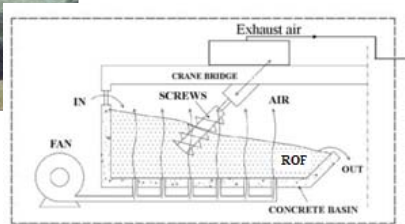


Francesco Di Maria – Laboratorio LAR⁵
 Dipartimento di Ingegneria
 Università di Perugia
 e.mail: francesco.dimaria@unipg.it

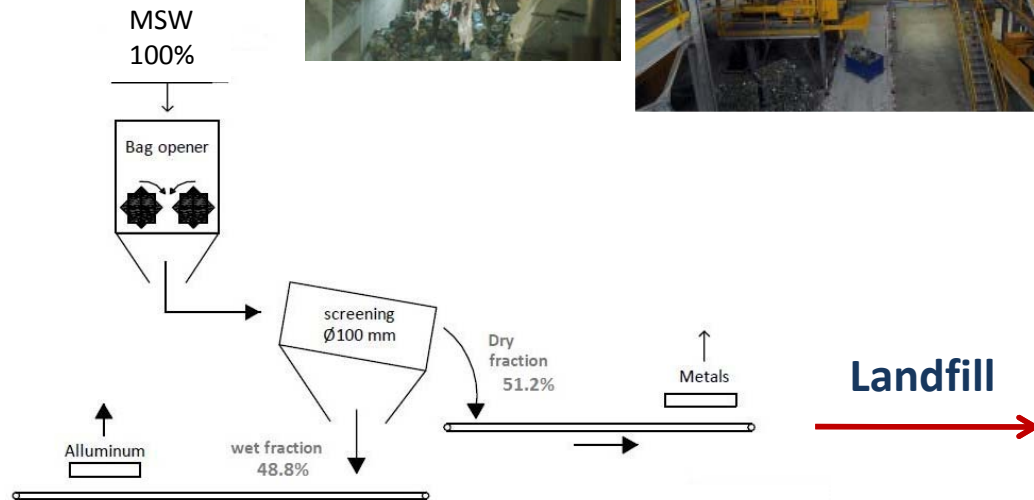


Biological treatment section(1): experimental analysis

Biological aerobic stabilization
 before landfilling



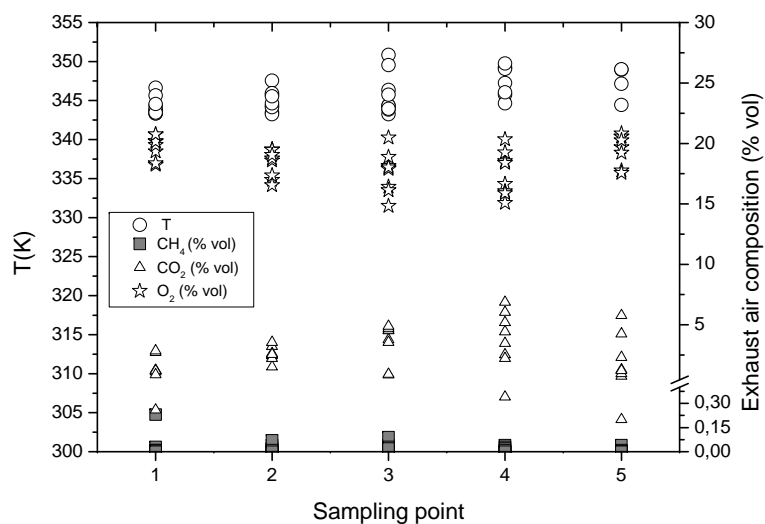
- concrete basin
- aerated floor
- crane bridge with screw
- humidity and temperature control
- 32,000 t/year





Biological treatment section(2): experimental analysis

In order to evaluate the features of the outlet exhaust air's temperature and composition some experimental investigations were performed at different times and points on the basin's surface.



Temperature (K):

- K-termocouple at 1m deep

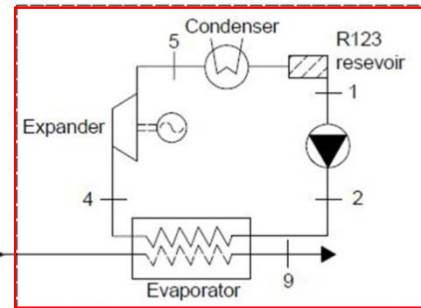
Exhaust air composition (%vol):

- portable gas analyzer and a storage volume on mass surface
 - CH₄(±1%) infrared sensor
 - CO₂(±1%) infrared sensor
 - O₂(±2%) electrochemical cells



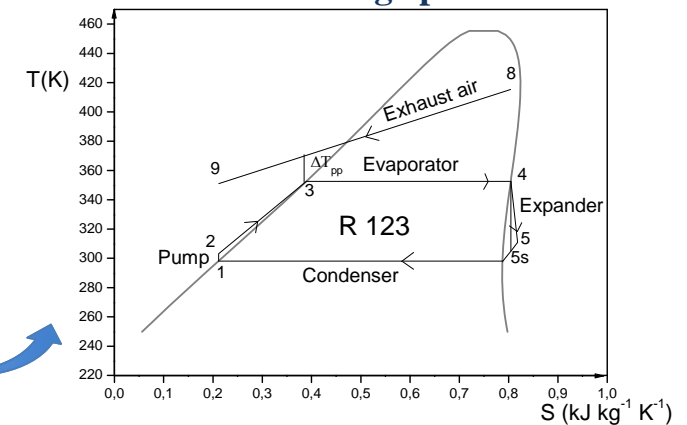
The ORC section model (1): main assumptions

**Aerobic
treatment section**



ORC section

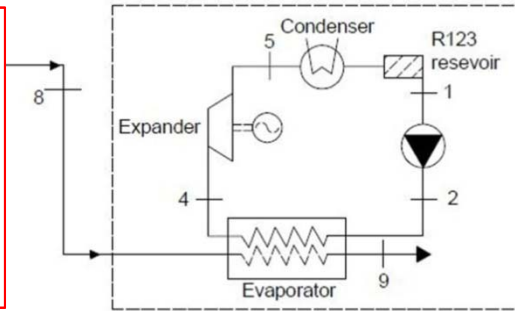
T-s diagram for the organic Rankine cycle (ORC) and of the heat exchange process.



- Outlet exhaust air 's temperature and composition (T_8) fixed and evaluated by experimental analysis
- Evaluation of ORC performances for different evaporator outlet section's temperature conditions (T_9).
- ORC working fluid: R-123
- Temperature at the condenser (T_1) and ambient temperature (T_{amb}) were imposed

The ORC section model (2)

Aerobic treatment section



Exhaust air 's features assumed

Parameter	Value	Unit
Air flow rate	4,000	Nm ³ h ⁻¹
P8	101,325	Pa
T8	341	K
Φ	100	%
ΔT _{WOF-AIR}	5	K

Exhaust air's mean composition

CH ₄	0.02	%vol
CO ₂	2.70	%vol
O ₂	18.5	%vol
N ₂	78.7	%vol

• Vapour content :

$$x = \frac{M_{VAP}}{M_{AIR}} \quad (\text{kgkg}^{-1})$$

$$\dot{m}_{VAP} = x \cdot \dot{m}_{AIR} \quad (\text{kgs}^{-1})$$

• Exhaust air's heat :

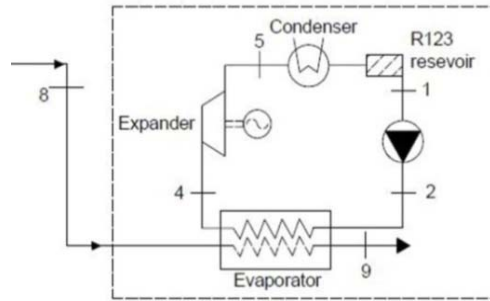
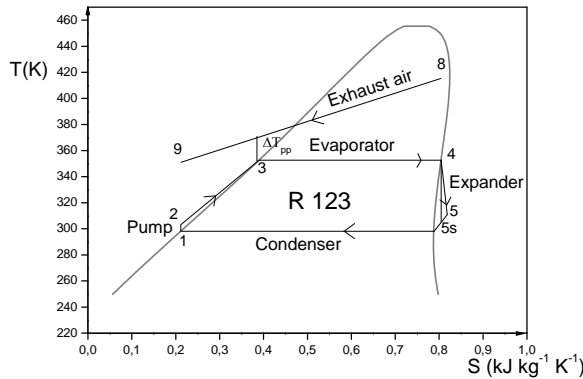
$$Q_{BT} = Q_{AIR} + Q_{VAP} \quad (\text{kW})$$

$$Q_{AIR} = \dot{m}_{AIR} \cdot c_p^{AIR} \cdot (T_9 - T_8) \quad (\text{kW})$$

$$Q_{VAP} = (\Delta \dot{m}_{VAP} \cdot \Delta h_{VAP})_{T_9-T_8} \quad (\text{kW})$$



The ORC section model (3): thermodynamic analysis



- **Power pump (kW):**
- **Heat supplied to R-123 (kW):**
- **Generated power (kW):**
- **Heat ejected at condenser (kW):**

$$W_p = \dot{m}_{ORC}(h_2 - h_1) = \frac{\dot{m}_{ORC}(h_{2s} - h_1)}{\eta_p}$$

$$Q_{IN} = \dot{m}_{ORC}(h_4 - h_2)$$

$$W_{ex} = \dot{m}_{ORC}(h_4 - h_5) = \dot{m}_{ORC}(h_4 - h_{5s})\eta_{ex}$$

$$Q_C = \dot{m}_{ORC}(h_5 - h_1)$$

ORC features

Parameter	Value	Unit
η_p	80	%
η_{ex}	55	%
ΔT_{pp}	10	K
T_c	293	K
$\Delta T_{9,2min}$	10	K

Working fluid R123

Molecular mass	152.93	g mol ⁻¹
Boiling point	300.97	K
Critical Pressure	3.662	MPa



The ORC section model (4): ORC performances evaluation

- Net power (kW):

$$W_{net} = \eta_{eg}(W_{ex} - W_p)$$

- Net efficiency (%):

$$\eta_{net} = \frac{W_{net}}{Q_{IN}} \cdot 100$$

- Exergetic efficiency (%):

$$\eta_{EXE} = \frac{W_{net}}{EX_{IN}} \cdot 100$$

- Inlet Exergy (kW):

$$EX_{IN} = EX_{AIR} + EX_{VAP}$$

$$EX_{IN} = [(ex_8^{AIR} - ex_{amb}^{AIR}) \cdot \dot{m}_{AIR}] + [(ex_8^{VAP} \cdot \dot{m}_8^{VAP}) - (ex_{amb}^{VAP} \cdot \dot{m}_{amb}^{VAP})]$$

- Pressure ratio:

$$\beta = \frac{p_2}{p_1}$$

ORC features		
Parameter	Value	Unit
η_{eg}	90	%
T_{amb}	288	K
p_{amb}	101,325	Pa



Francesco Di Maria – Laboratorio LAR⁵
 Dipartimento di Ingegneria
 Università di Perugia
 e.mail: francesco.dimaria@unipg.it



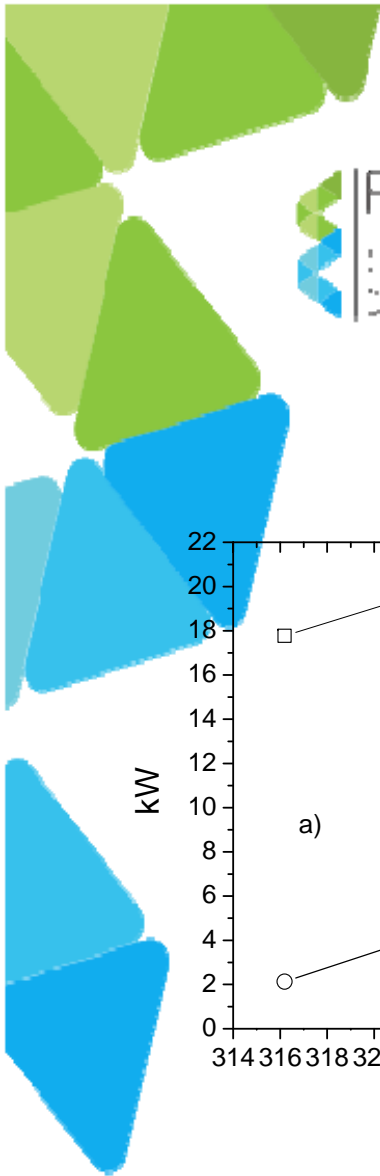
The economic model

Plant's lifetime:
10 years

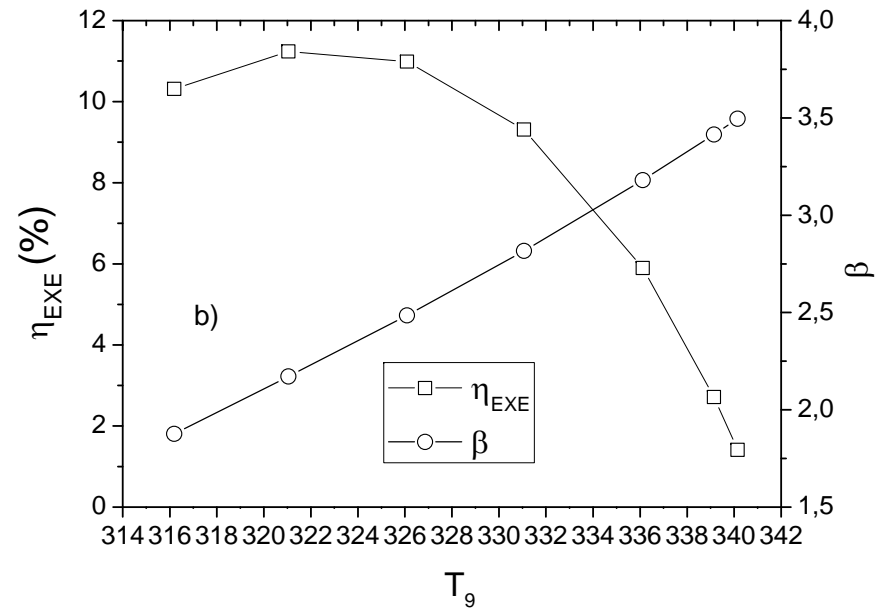
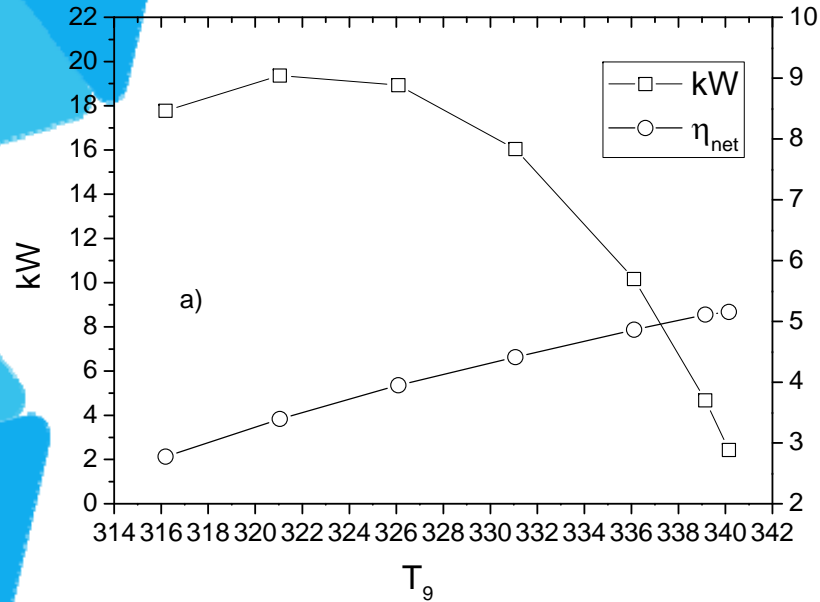
Working time :
7,500 h/year

Component	Dependent variable	Cost correlation
Expander (€kW ⁻¹)	Volume flow rate $V_{exp} (m^3 s^{-1})$	$1,5 \cdot (225 + 170 \cdot V_{exp})$
Heat exchangers (€)	Heat exchange area $A (m^2)$	$190 + (310 \cdot A)$
Working fluid pump (€)	Electrical power $W_p (W)$	$900 \cdot (W_p \cdot 300^{-1})^{0.25}$
HTF pump (€)	Electrical power $W_{HTFP} (W)$	$500 \cdot (W_{HTFP} \cdot 300^{-1})^{0.25}$
Liquid receiver (€)	Volume $V (l)$	$31,5 + 16 V$
Piping (€)	Pipe diameter $d_{pipe} (mm)$ and length $L_{pipe} (m)$	$(0,897 + 0,21 d_{pipe}) L_{pipe}$
Working fluid (€)	Working fluid mass $M_{ORC} (kg)$	$20 \cdot M_{ORC}$
Hardware and control system (€)	-	800
Labour (€)	Total investment cost	30%
O&M (€year ⁻¹)	Total investment cost	15%

(Quoilin et al., 2011)



Main results (1) : energetic analysis





Main results (2): economic feasibility

Reference scenario:

T₉=321K

Net power output
19.4 kW

Component	Cost
Expander (€)	16,206
Heat exchangers (€)	21,671
Working fluid pump and HTF pump (€)	2,498
Liquid receiver and piping (€)	1,271
Working fluid (€)	427
Control system and hardware (€)	800
Labour (€)	12,862
Investment cost (€kW⁻¹)	2,873
O&M (€year ⁻¹)	8,360
Total cost (€kWh⁻¹)	0.096



Francesco Di Maria – Laboratorio LAR⁵
Dipartimento di Ingegneria
Università di Perugia
e.mail: francesco.dimaria@unipg.it



Conclusions

- The micro Organic Rankine Cycle is a suitable way to exploit the low grade heat available from the exhaust air of the biological treatment section of the MBT facility
- Thanks to the high presence of vapour, even if the temperature is quite low, the heat available and exploitable inside the ORC is satisfactory.
- The energetic analysis shows an increase of the power output and exergetic efficiency for lower pressure ratio
- Even if the power output is quite limited, the analyzed system seems to be an interesting solution for the production of renewable energy and is compatible with other micro-ORC similar applications.
- The micro-ORC proposed solution turn out to be economically sustainable, and it is possible to compare it with other similar technologies.



Francesco Di Maria – Laboratorio LAR⁵
Dipartimento di Ingegneria
Università di Perugia
e.mail: francesco.dimaria@unipg.it



LAR⁵ Laboratory – Dipartimento di Ingegneria – University of Perugia

www.lar.dii.unipg.it

Personnel



Ing. Caterina Micale



Prof. Ing. Francesco Di Maria



Ing. Alessio Sordi



Ing. Giuseppe Cirulli



Ing. Martino Barratta



Athens 2014 – 2° INTERNATIONAL CONFERENCE on Sustainable Solid Waste Management ,12-14 June.



Francesco Di Maria – Laboratorio LAR⁵
Dipartimento di Ingegneria
Università di Perugia
e.mail: francesco.dimaria@unipg.it



Thank you

www.emares.it

www.facebook.com/progettoemares

